

## CHESTER DOUBLE BED

### IMPORTANT PLEASE READ CAREFULLY AND RETAIN FOR FUTURE REFERENCE

- Please read all instructions before assembly and keep instructions for future use
- Save all packing materials until assembly is complete to avoid accidentally discarding fittings
- All assembly fastenings should always be tightened properly and care should be taken to ensure that no fittings are loose
- Once the bed is assembled, do not sit, stand or apply weight directly to the slats unless the mattress is in place.

### PRODUCT CARE

- Wipe clean using a soft damp cloth followed by a dry cloth
- Do not use abrasives or cleaning products which may contain ammonia or solvents
- Take Care when handling or moving the furniture. Careless handling may cause damage, try to lift rather than drag.







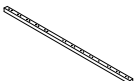
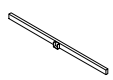
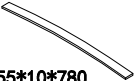



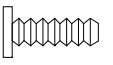
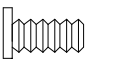



### WARNINGS

- Assembly fittings should always be tightened properly and checked periodically
- Replacement parts can be obtained from Feather & Black Customer Services.
- Please do not use the bed if any parts are missing or damaged.
- Mattress size 135cm x 90cm

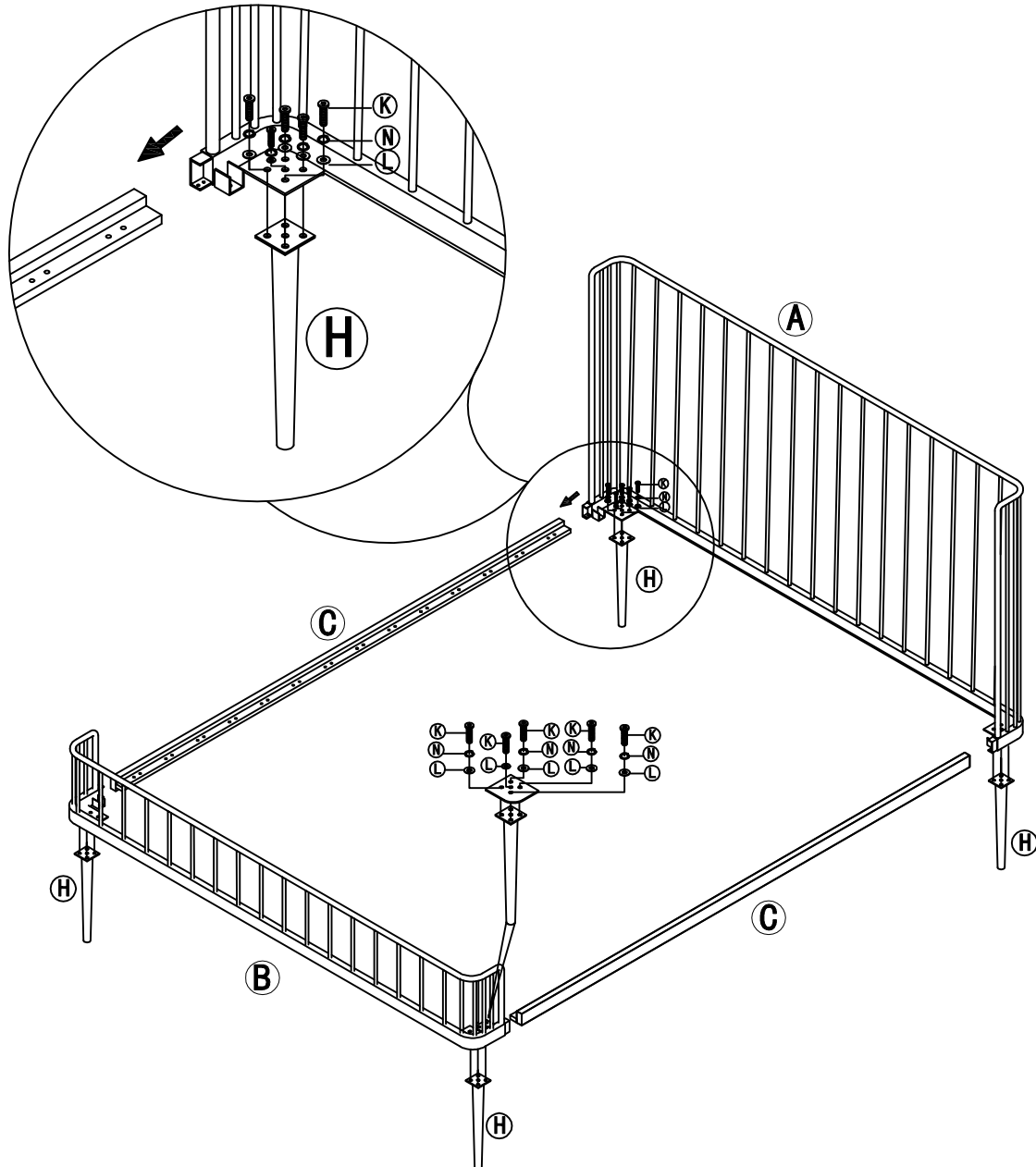
### TOOLS REQUIRED:

- Please use the Allen key provided

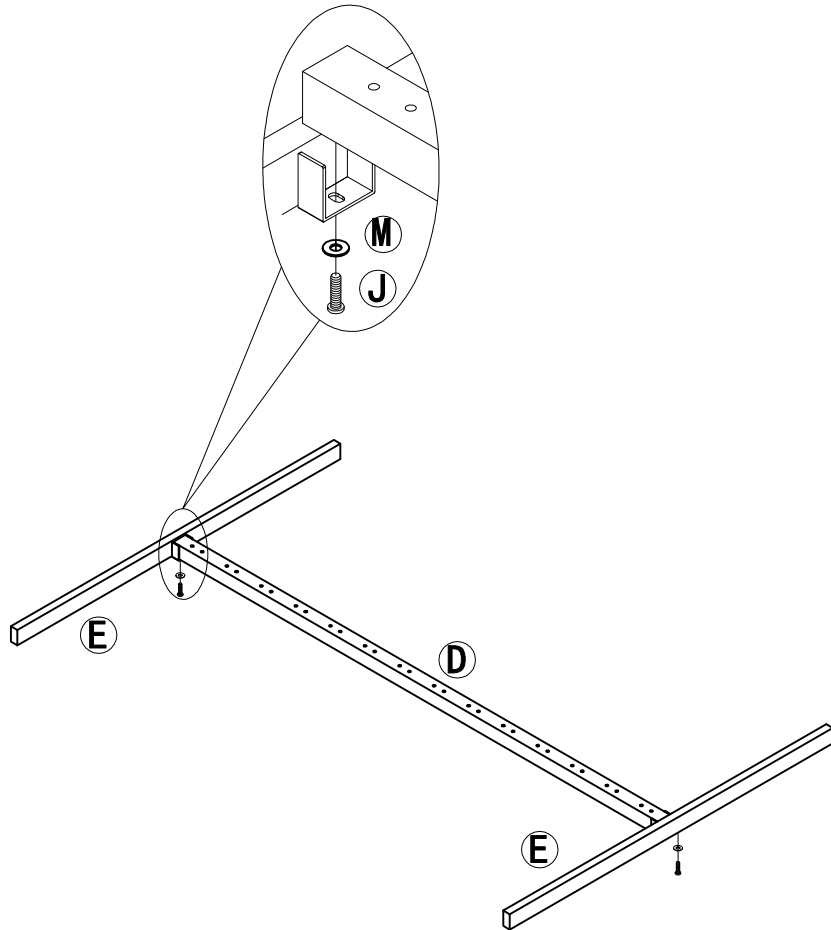


	PARTS	Q'TY		PARTS	Q'TY
A		1PC	O		14PCS
B		1PC	P		28PCS
C		2PCS	Q	 M4	1PC
D		1PC			
E		2PCS			
F	 55*10*780	28PCS			
G		2PCS			
H		4PCS			
I		4PCS			
J	 1/4" X 22	33PCS			
K	 5/16" X 19	20PCS			
L	 ø20	20PCS			
M	 ø16	33PCS			
N	 5/16"	20PCS			

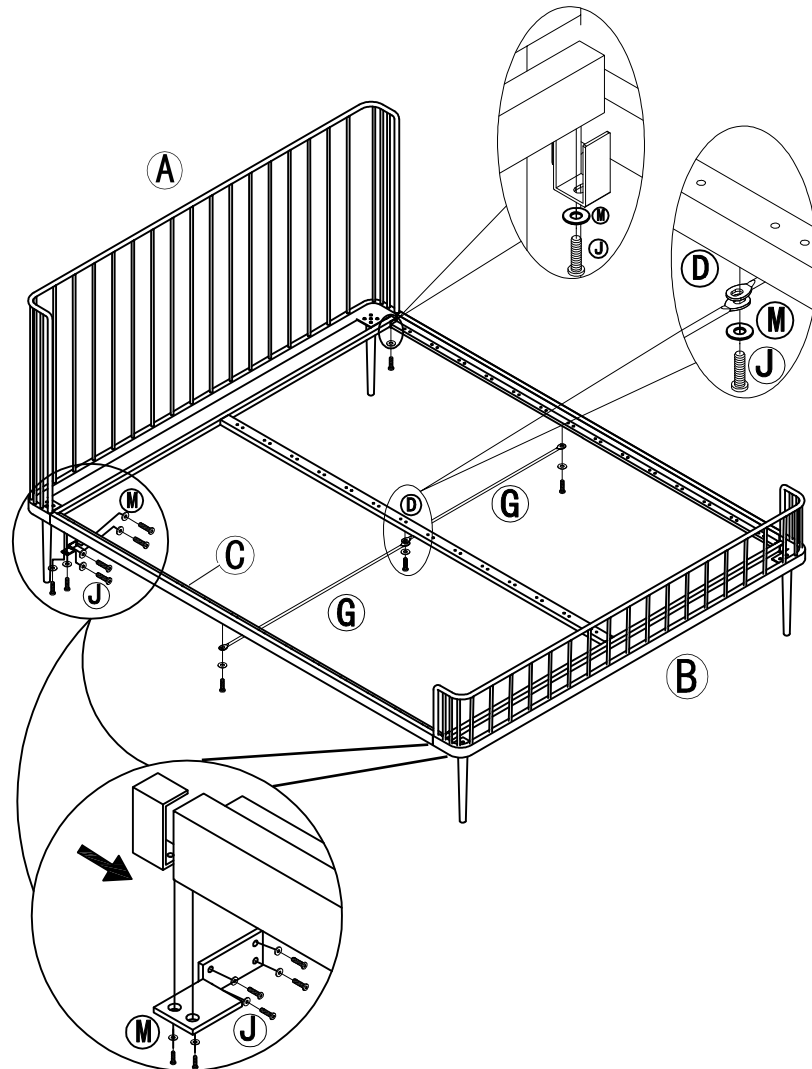
①



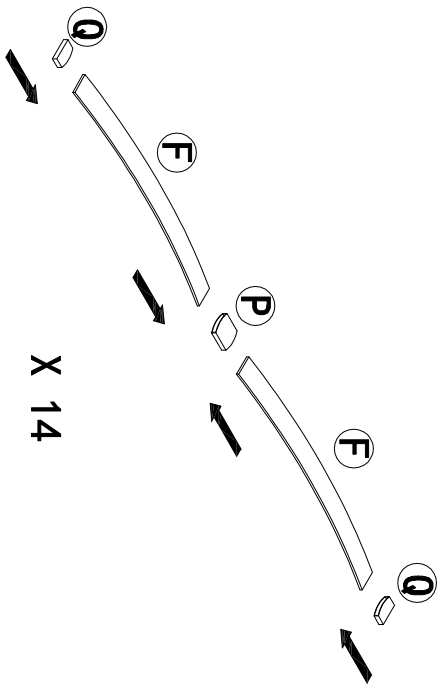
②



③



4



5

